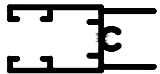
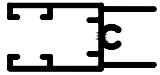
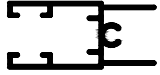
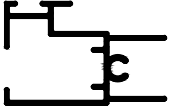
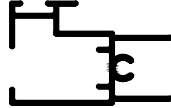
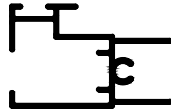











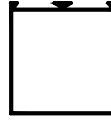
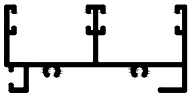

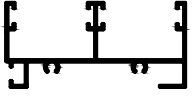
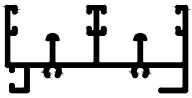
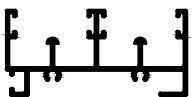
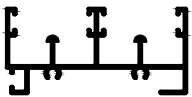
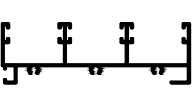
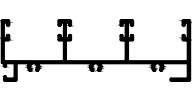




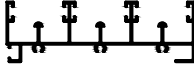
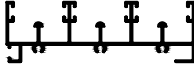





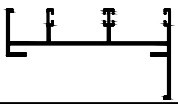
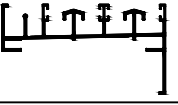


# MALABAR EXTRUSIONS PVT. LTD.

SL: NO	SEC: NO	SECTION	SIZE	WEIGHT KG/12'		PROFILE NAME	REMARKS
1	5104		31.6x14.3x0.7	0.700 0.800	<b>L</b>	HANDLE 13/15 SERIES	
2	5105		31.6x14.3x0.8	0.800 0.900	<b>M</b>	HANDLE 13/15 SERIES	
3	5106		32x14.65x0.9	0.900 1.000	<b>H</b>	HANDLE 13/15 SERIES	
4	5110		31.6x14.3x0.7	0.800 0.900	<b>L</b>	INTER LOCK 13/15 SERIES	
5	5111		31.6x14.3x0.8	0.900 1.000	<b>M</b>	INTER LOCK 13/15 SERIES	
6	5113		31.6x14.3x0.9	1.000 1.200	<b>H</b>	INTER LOCK 13/15 SERIES	
7	5125		47.52x44.46x0.87	1.900 2.000	<b>M</b>	DOOR MIDDLE DOUBLE	
8	5125A		47.52x44.46x0.87	2.000 2.200	<b>M</b>	DOOR MIDDLE DOUBLE	
9	5127		47.52x44.46x1.11	2.400 2.500	<b>H</b>	DOOR MIDDLE DOUBLE	
10	5130		49.91x44.46x0.98	2.250 2.350	<b>H</b>	DOOR MIDDLE DOUBLE	
11	5135		47.45x44.46x0.89	1.800 1.900	<b>L</b>	DOOR VERTICAL	
12	5135A		47.45x44.46x0.89	1.900 2.150	<b>M</b>	DOOR VERTICAL	
13	5136		47.45x44.46x1.07	2.350 2.450	<b>H</b>	DOOR VERTICAL	

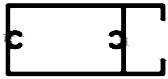
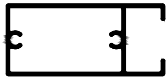








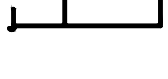


# MALABAR EXTRUSIONS PVT. LTD.

SL: NO	SEC: NO	SECTION	SIZE	WEIGHT KG/12'		PROFILE NAME	REMARKS
14	5137		47.45x44.46x1.17	2.500 2.700	<b>H</b>	DOOR VERTICAL	
15	5138		47.45x44.46x1.47	3.000 3.100	<b>H</b>	DOOR VERTICAL	
16	5144		47.52x44.46x0.90	1.900 2.000	<b>M</b>	DOOR MIDDLE SINGLE	
17	5145		47.52x44.46x1.00	2.000 2.200	<b>H</b>	DOOR MIDDLE SINGLE	
18	5146		47.52x44.46x1.25	2.400 2.600	<b>H</b>	DOOR MIDDLE SINGLE	
19	5152		62x29.5x1.10	1.900 2.100	<b>M</b>	2 TRACK TOP & SIDE	
20	5152A		62x29.5x1.20	2.200 2.400	<b>H</b>	2 TRACK TOP & SIDE	
21	5153		62x29.7x1.6	2.650 2.750	<b>H</b>	2 TRACK TOP & SIDE	
22	5157		62x29.5x1.15	2.600 2.700	<b>H</b>	2 TRACK BOTTOM	
23	5157A		62x29.5x1.18	2.700 2.800	<b>H</b>	2 TRACK BOTTOM	
24	5158		62x29.7x1.6	3.000 3.150	<b>H</b>	2 TRACK BOTTOM	
25	5162		92x29.5x1.00	2.800 3.000	<b>H</b>	3 TRACK TOP & SIDE	
26	5163		92x29.5x1.20	3.200 3.400	<b>H</b>	3 TRACK TOP & SIDE	

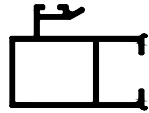
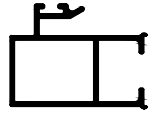
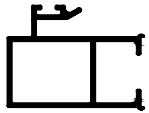
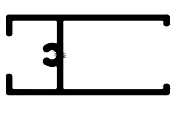
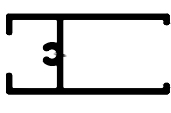
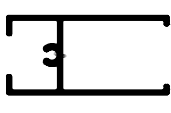
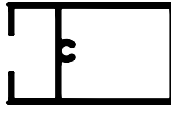
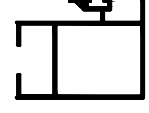
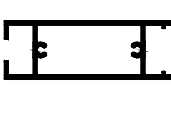

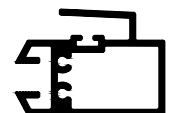
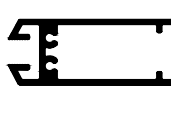
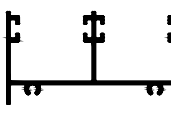
# MALABAR EXTRUSIONS PVT. LTD.

SL: NO	SEC: NO	SECTION	SIZE	WEIGHT KG/12'		PROFILE NAME	REMARKS
27	5166		47.52x44.46x.90	1.900 2.000	<b>M</b>	DOOR TOP	
28	5166A		47.52x44.46x1.00	2.000 2.200	<b>H</b>	DOOR TOP	
29	5167		92x29.5x0.88	2.800 3.000	<b>H</b>	3 TRACK BOTTOM	
30	5167A		92x29.5x1.2	3.700 3.900	<b>H</b>	3 TRACK BOTTOM	
31	5171		83x44.5x1.00	2.700 2.800	<b>M</b>	DOOR BOTTOM	
32	5172		83x44.5x1.04	2.800 3.000	<b>H</b>	DOOR BOTTOM	
33	5173		83x44.5x1.13	3.000 3.500	<b>H</b>	DOOR BOTTOM	
34	5180		35x17.5	1.550 1.650	<b>H</b>	DOOR GEAR	
35	5190		68x50.7x1.9	4.400 4.600	<b>H</b>		
36	5193		100.2x55x1.6	4.500 4.700	<b>H</b>		
37	5195		100.2x55x1.6	5.400 5.600	<b>H</b>		
38	7023		75x30.5x1.00	2.200 2.400	<b>M</b>		
39	7024		78.5x58x1.30	3.500 3.700	<b>H</b>		










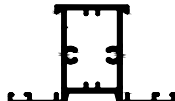
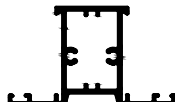
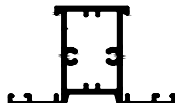
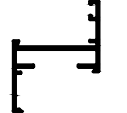
# MALABAR EXTRUSIONS PVT. LTD.

SL: NO	SEC: NO	SECTION	SIZE	WEIGHT KG/12'		PROFILE NAME	REMARKS
40	7040		40x18x0.60	0.800 0.900	<b>L</b>		
41	7041		40x18x0.69	0.900 1.000	<b>M</b>		
42	7042		39x20x0.66	0.750 0.800	<b>L</b>	HANDLE (20 MM SERIES)	
43	7042A		39x20x0.66	0.800 0.900	<b>L</b>	HANDLE (20 MM SERIES)	
44	7043		39x20x0.73	0.900 1.000	<b>M</b>	HANDLE (20 MM SERIES)	
45	7044		46x20x0.67	0.850 0.900	<b>XL</b>	BIG HANDLE (20 MM SERIES)	
46	7044A		46x20x0.76	0.900 1.000	<b>L</b>	BIG HANDLE (20 MM SERIES)	
47	7045		46x20x0.76	1.000 1.100	<b>M</b>	BIG HANDLE (20 MM SERIES)	
48	7046		46x20x0.8	1.100 1.200	<b>M</b>	BIG HANDLE (20 MM SERIES)	
49	7051		39x20x1.19	1.300 1.400	<b>H</b>	HANDLE (20 MM SERIES)	
50	7051A		39x20x1.24	1.450 1.550	<b>H</b>	HANDLE (20 MM SERIES)	
51	7051B		39x20x1.48	1.700 1.800	<b>H</b>	HANDLE (20 MM SERIES)	
52	7054		39x29x1.15	1.700 1.800	<b>H</b>	INTER LOCK (20 MM SERIES)	

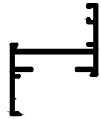
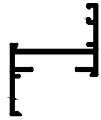
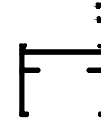
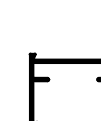
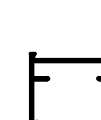
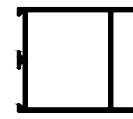
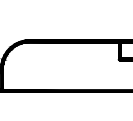

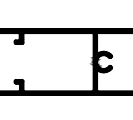
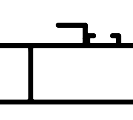
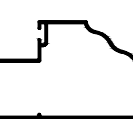
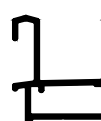
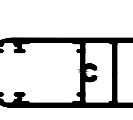
# MALABAR EXTRUSIONS PVT. LTD.

SL: NO	SEC: NO	SECTION	SIZE	WEIGHT KG/12'		PROFILE NAME	REMARKS
53	7054A		39x29x1.21	1.800 1.900	<b>H</b>	INTER LOCK (20 MM SERIES)	
54	7054B		39x29x1.50	2.000 2.200	<b>H</b>	INTER LOCK (20 MM SERIES)	
55	7055		39x29x1.40	1.950 2.100	<b>H</b>	INTER LOCK (20 MM SERIES)	
56	7056		41x20x1.00	1.200 1.300	<b>M</b>	TOP BOTTOM (20 MM SERIES)	
57	7057		41x20x1.20	1.300 1.500	<b>H</b>	TOP BOTTOM (20 MM SERIES)	
58	7058		41x20x1.50	1.500 1.650	<b>H</b>	TOP BOTTOM (20 MM SERIES)	
59	7062		46x27.5x1.30	2.000 2.200	<b>H</b>		
60	7065		46x37.5x1.30	2.500 2.700	<b>H</b>		
61	7070		80x26.5x1.80	4.200 4.400	<b>H</b>		
62	7077		50.8x25.4x1.73	3.300 3.500	<b>H</b>		
63	7079		50.8x36x1.75	4.100 4.300	<b>H</b>		
64	7082		69x25.4x1.80	3.750 3.950	<b>H</b>	DOOR/WINDOW RUNNER SECTION (25 MM SERIES)	
65	7084		82.8x44x1.66	4.400 4.600	<b>H</b>	DOOR/WINDOW SLIDING 2 TRACK (25 MM SERIES)	

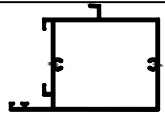
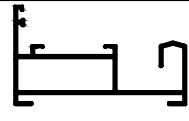
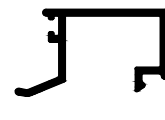
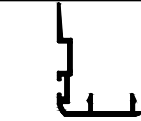


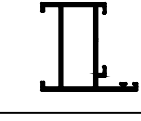

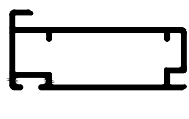
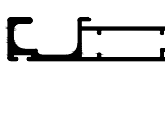
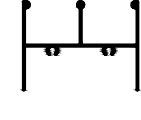
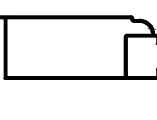
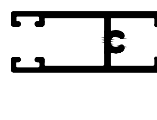
# MALABAR EXTRUSIONS PVT. LTD.

SL: NO	SEC: NO	SECTION	SIZE	WEIGHT KG/12'		PROFILE NAME	REMARKS
66	7086		92.6x32x1.70	5.700 5.900	H	DOOR/WINDOW SLIDING 2 TRACK BOTTOM (25 MM SERIES)	
67	7090		123.2x44x1.80	6.600 7.000	H	DOOR/WINDOW SLIDING 3 TRACK TOP (25 MM SERIES)	
68	7092		128x32x1.80	8.400 8.600	H	DOOR/WINDOW SLIDING 3 TRACK BOTTOM (25 MM SERIES)	
69	7212		100x25X2.00	4.400 4.600	H		
70	7213		75x15X1.1	1.800 2.000	H		
71	7231		78.5x25X1.17	1.300 1.450	M		
72	9148		55x20x0.6	0.950 1.050	L		
73	9149		55x20x0.7	1.050 1.150	L		
74	9150		55x20x0.8	1.150 1.300	M		
75	9301		57x34x1.40	2.500 2.700	H	MULLION (34 MM SERIES)	
76	9302		57x34x1.50	2.700 2.800	H	MULLION (34 MM SERIES)	
77	9304		57x34x1.60	2.800 3.000	H	MULLION (34 MM SERIES)	
78	9311		43.5x34x1.30	1.500 1.700	H	Z-SECTION (34 MM SERIES)	

# MALABAR EXTRUSIONS PVT. LTD.

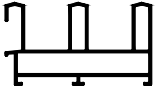
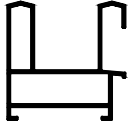
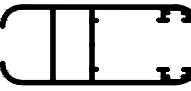
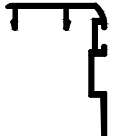
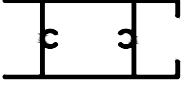
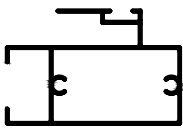

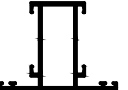
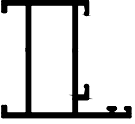

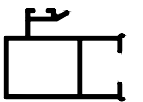
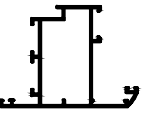
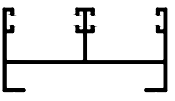
SL: NO	SEC: NO	SECTION	SIZE	WEIGHT KG/12'		PROFILE NAME	REMARKS
79	9312		43.5x34x1.50	1.700 1.900	H	<b>Z-SECTION (34 MM SERIES)</b>	
80	9313		44.5x34x1.30	1.700 1.800	H	<b>Z-SECTION (34 MM SERIES)</b>	
81	9417		44x34x1.36	1.700 1.800	H	<b>OUTER FRAME (34 MM SERIES)</b>	
82	9418		44.5x34x1.50	1.800 1.900	H	<b>OUTER FRAME (34 MM SERIES)</b>	
83	9419		44x34x1.60	1.900 2.000	H	<b>OUTER FRAME (34 MM SERIES)</b>	
84	9515		50x44.45x1.45	2.800 3.000	H		
85	9516		50x18x0.94	1.200 1.300	M		
86	9517		50x44.45x1.35	2.700 2.900	H	<b>DOOR VERTICAL</b>	
87	9544		37.5x15x0.80	0.900 1.000	M		
88	9545		37.5x20.5x0.75	0.950 1.050	M		
89	9580		63x38x0.8	1.550 1.650	M		
90	9581		45x45x1.5	3.000 3.200	H		
91	9582		65x27x1.5	3.300 3.500	H		

# MALABAR EXTRUSIONS PVT. LTD.

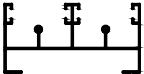
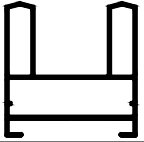
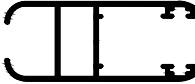


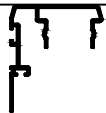

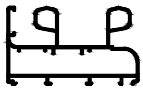
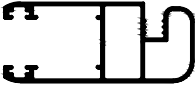
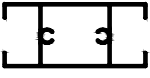
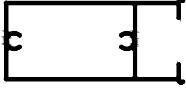
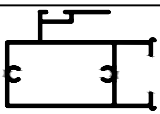
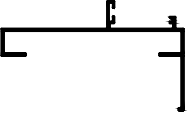
SL: NO	SEC: NO	SECTION	SIZE	WEIGHT KG/12'		PROFILE NAME	REMARKS
92	9583		65x40x1.2	2.700 2.900	H		
93	9584		67.4x39x1.3	2.900 3.100	H		
94	9585		32.3x18.5x1.3	0.950 1.050	H		
95	9586		38.5x28.3x1.3	1.050 1.250	H		
96	9592		11.8x9.4x0.6	0.190 0.240	XL	<b>GLAZING CLIP</b>	
97	9593		54x40x1.5	2.600 2.700	H		
98	9594		44x40x1.5	2.400 2.500	H		
99	9598		100.2x25.8x1.1	2.510 2.610	M		
100	9610		40x18x0.9	0.950 1.200	M		
101	9611		70x18x0.9	2.350 2.550	M		
102	9628		42.5x35x0.8	1.300 1.500	M		
103	9629		68X25.5X0.9	1.350 1.600	M		
104	9634		37.5x15x1.19	1.200 1.400	M		



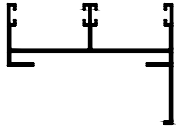
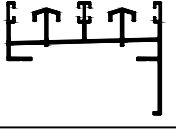
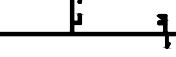
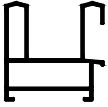
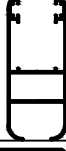
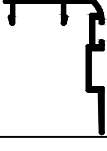

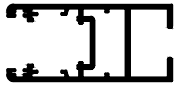
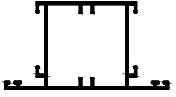

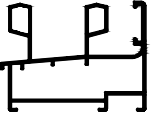
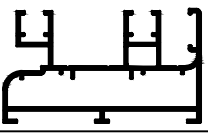

# MALABAR EXTRUSIONS PVT. LTD.

SL: NO	SEC: NO	SECTION	SIZE	WEIGHT KG/12'		PROFILE NAME	REMARKS
105	9678		79.9x45x1.18	4.17	H		
106	9679		45x45x1.2	2.64	H		
107	9680		65x27.1x1.2	2.63	H		
108	9681		38.7x28.5x1.2	1.08	H		
109	9686		40x18x0.61	0.800	L		
110	9687		40x26.34x0.7	1.15	M		
111	9688		35x11x1	0.76	H		
112	9709		54x40x1.4	2.50	H		
113	9710		44x40x1.4	2.31	H		
114	9711		32.3X18.4X1.2	0.91	H		
115	9712		39X29X1	1.49	H		
116	9713		78.5X57.8X1.4	3.98	H		
117	9727		62x31.5x0.8	1.53	H		

# MALABAR EXTRUSIONS PVT. LTD.

SL: NO	SEC: NO	SECTION	SIZE	WEIGHT KG/12'		PROFILE NAME	REMARKS
118	9728		62x31.5x0.7	1.61	H		
119	9729		45x46x1.2	3.09	H		
120	9730		65x27.1x1.4	2.92	H		
121	9731		38.6x28.5x1.2	1.13	H		
122	9732		87x8x0.6	1.21	XL		
123	9739		45.3x52.4x1.5	2.418	H		
124	9740		83x37.5x1.5	4.66	H		
125	9741		90x53.5x1.5	6.40	H		
126	9748		65x27.4x1.05	2.63	H		
127	9767		40x18x0.71	1.00	M		
128	9768		41x18x0.58	0.803	M		
129	9769		41x18x0.69	1.15	M		
130	9788		100X60X1.5	3.11	H		

# MALABAR EXTRUSIONS PVT. LTD.

SL: NO	SEC: NO	SECTION	SIZE	WEIGHT KG/12'		PROFILE NAME	REMARKS
131	9789		75.4x55x1.48	3.12	H		
132	9790		75.4x55x1.47	4.116	H		
133	9791		75.4x21.5x1	1.235	H		
134	9870		45x45x0.85	1.911	M		
135	9871		65x27.1x0.77	1.930	M		
136	9872		38.7x28.5x0.7	0.652	M		
137	9873		68x25.5x0.65	1.250 1.350	L		
138	9913		75.2x35x1.8	5.08	M		
139	9914		75x40x1.4	3.35	M		
140	9915		31.2x14.3x1.2	0.629	M		
141	9921		66.5x50x1.1	3.83	H		
142	9929		90.2x51.02x1.8	7.362	M		
143	9930		16.63x15.8x1	0.618	H		